



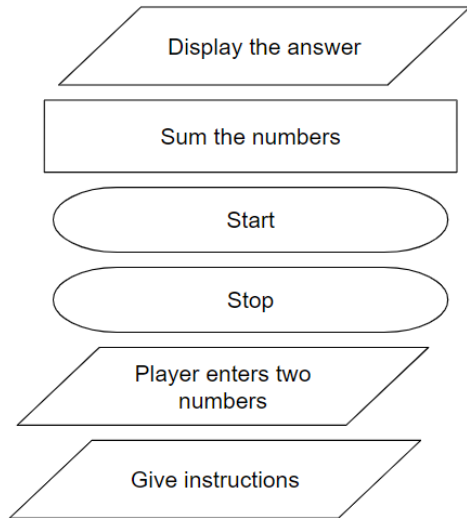
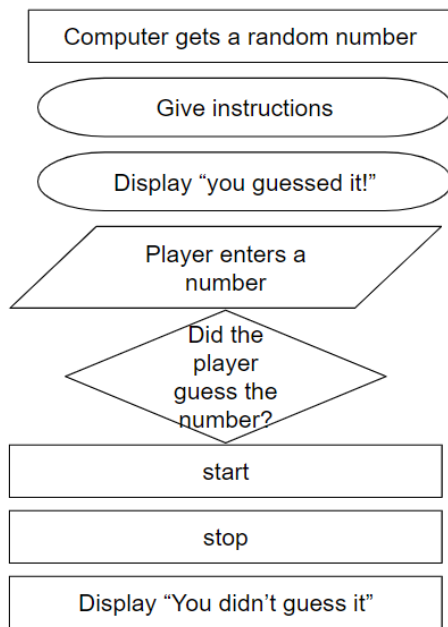


Name:

The Design Process and Flowcharts	
The Design Process	
What is the design process?	
Briefly describe what happens in each step of the design process:	
Step 1	
Step 2	
Step 3	
Step 4	
Step 5	
Algorithms and Flowcharts. Give a brief summary of what each flowchart shape is used for	
	
	
	
	
Rearrange the flowchart shapes into the correct algorithm:	



Use the correct shapes and rearrange the steps into the correct algorithm:



Paste your own flowchart example for an algorithm you chose:

Paste your flowchart for mission 5

Paste your flowchart for mission 3

Paste your flowchart for mission 4

What is an algorithm?

What is a flowchart?

SUCCESS CRITERIA:

- Know the five steps in the design process in the correct order
- Know the symbols (or shapes) used in flowcharts, and what each shape is used for
- Create an accurate flowchart from Python code